



Chaire de recherche industrielle
du CRSNG sur l'interaction
charges lourdes-climat-chaussées



The i3C research chair

Past, Present and Future

Guy Doré
Jean-Pascal Bilodeau



Faculté des Sciences et de génie
Département de génie civil



The NSERC i3C industrial research chair

Phase 1 - 2008-2013



Phase 2 - 2015-2020



Research activities started in 2008

Context

- Paramount importance of transportation infrastructures in Canada
- Rapid evolution of design methods and technologies
- Climate changes
- Degrading overall condition of road networks and infrastructure renewal deficit

The first industrial chair specialized in pavement engineering



i3C research Chair in numbers

	Phase 1	Phase 2
Partners	17	14
Funding	2.5 M	1.6 M
In-kind	110 K	132 K
Projects	15	10
Publications	115 (26 journal papers, 22 peer-reviewed conferences)	
Students	88 (6 PhD, 21 MSc)	
Research team	4 researchers, 3 technicians	



Research Program and Themes

Phase 1

1- Soils and pavement materials

2- Pavement design and performance

3- Surface characteristics and effectiveness of transportation industry

Phase 2

1- Pavement design and performance

2- Analysis of heavy loads on pavement

3- Pavement damage in cold regions



Products

1. Improvement of knowledge and development of practical engineering tools
2. Training of highly qualified engineers
3. Research expertise
4. Scientific publications
5. Database
6. National and international cooperations



Example of products – Low-Volume roads

○ Unpaved road design tool



I3C - Conception mécaniste-empirique des chaussées non revêtues

Mode d'emploi

Données à entrer

Données calculées

Caractéristiques de la fondation		
Hauteur de fondation prévue	500	mm
Module Réversible fondation	100	Mpa

Caractéristiques du sol d'infrastructure		
Classification du sol	ML	
Module réversible d'été	70	MPa

Critère de conception		
Orniérage structural admissible	25	mm

Domage moyen		
uf	7.09E-06	

Module effectif du sol d'infrastructure		
MR	75.55	MPa

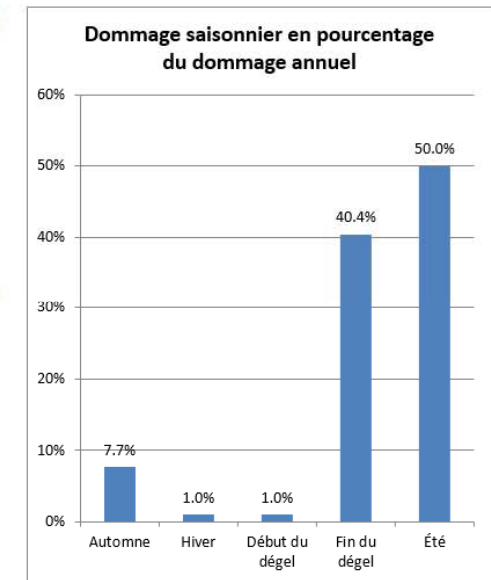
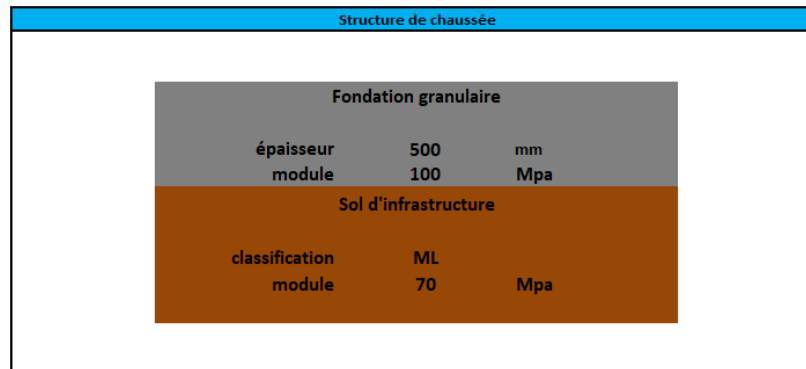
Déformation au sommet du sol d'infrastructure		
εv	1.16E-03	

Nombre de cycles admissible		
N	139862	ÉCAS

Stabilité des pentes latérales		
Distance charge-acotement	35	cm
Hauteur de fondation	500	mm
Pente latérale P	1.5	P:1
Facteur de sécurité	1.51	

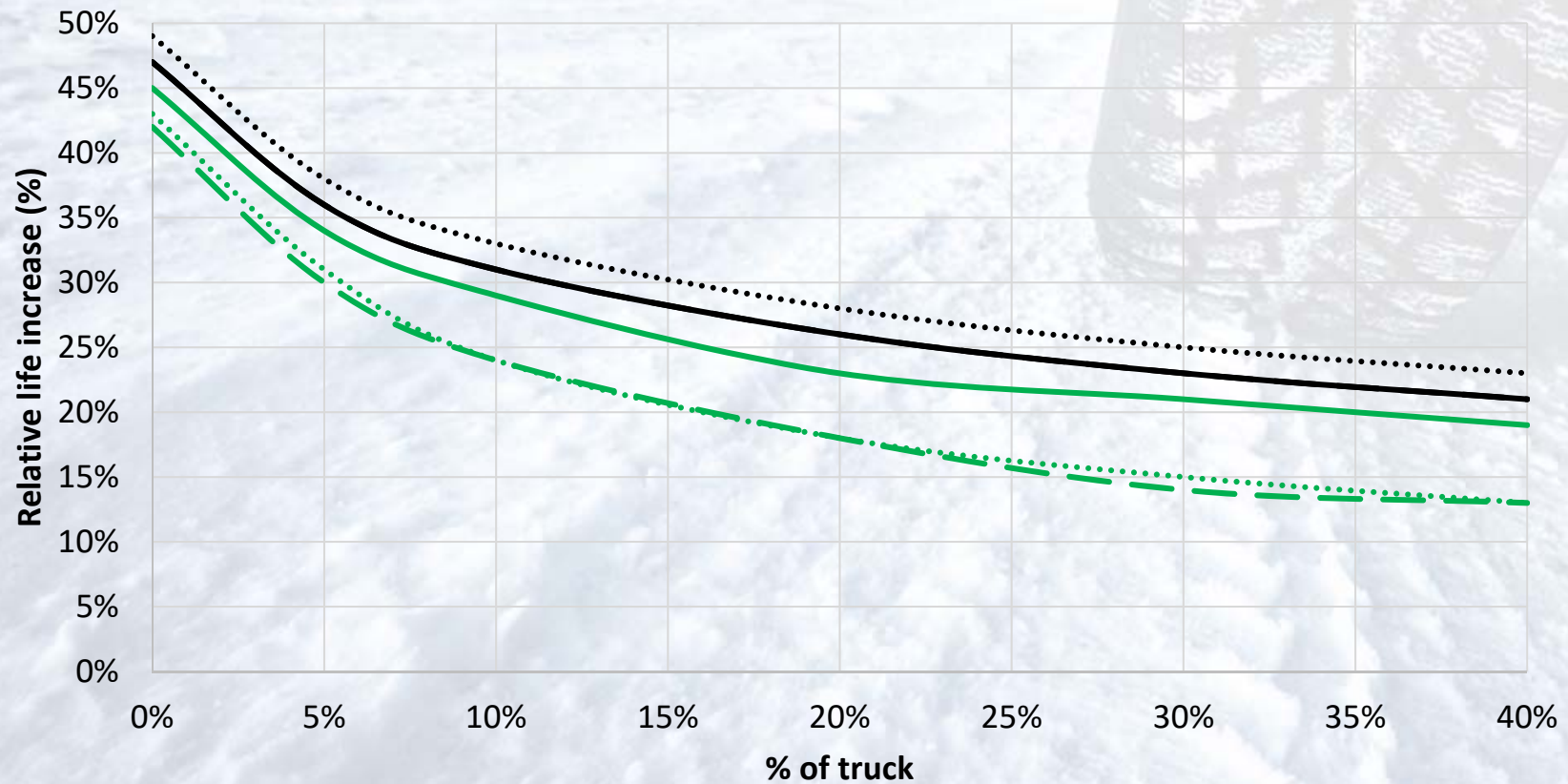
F.S>1.5 le risque de rupture des pentes est négligeable

Variation saisonnière des modules réversibles du sol d'infrastructure				
Saison	Durée saison (mois)	Facteur saisonnier	MR sol infra (MPa)	dommage uf
Automne	1	1.16	81.2	6.53E-06
Hiver	1	8.92	500	8.32E-07
Début du dégel	1	8.92	500	8.32E-07
Fin du dégel	3.5	0.81	56.7	9.82E-06
Été	5.5	1	70	7.73E-06
Total		12		



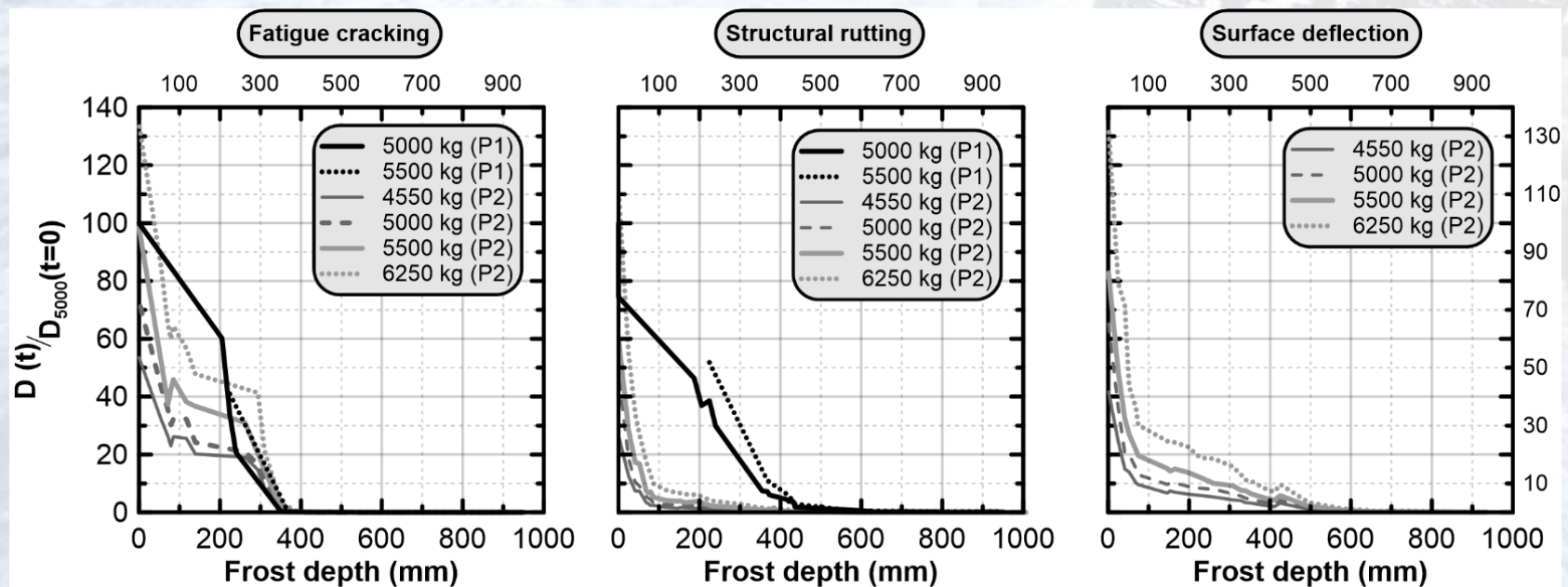
Example of products – Low-Volume roads

- Effect of surface treatment for low-volume roads



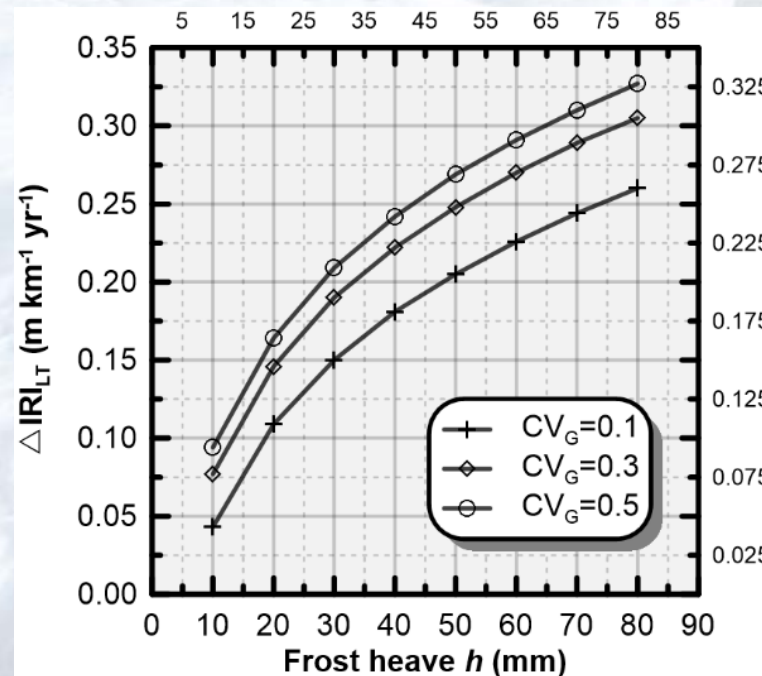
Example of products – Heavy loads

- Pavement strengtening in winter



Example of products - Climate

- Roughness damage function that considers frost heave and soil variability



Example of products - Materials

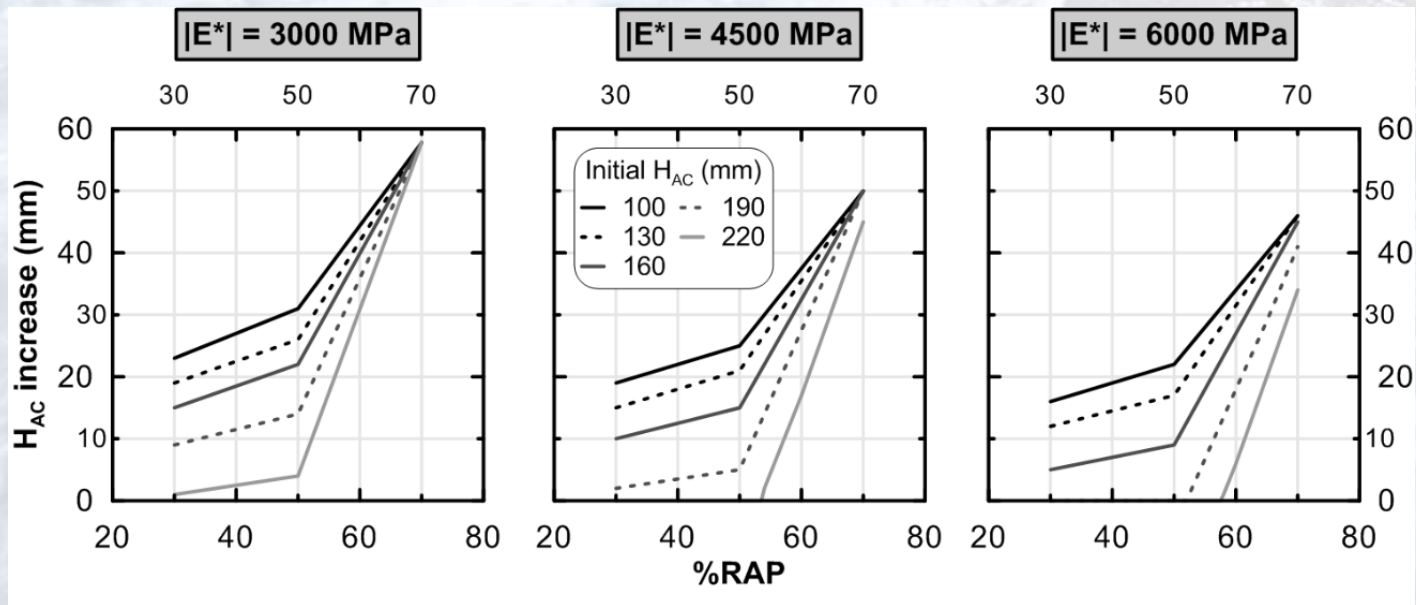
- Design charts for permanent deformation mitigation

$$B = (2.4 \times 10^{-5} \sigma_d - 0.001)(\text{RAP} + 56.62) + 0.051$$

for RAP ≤ 50%

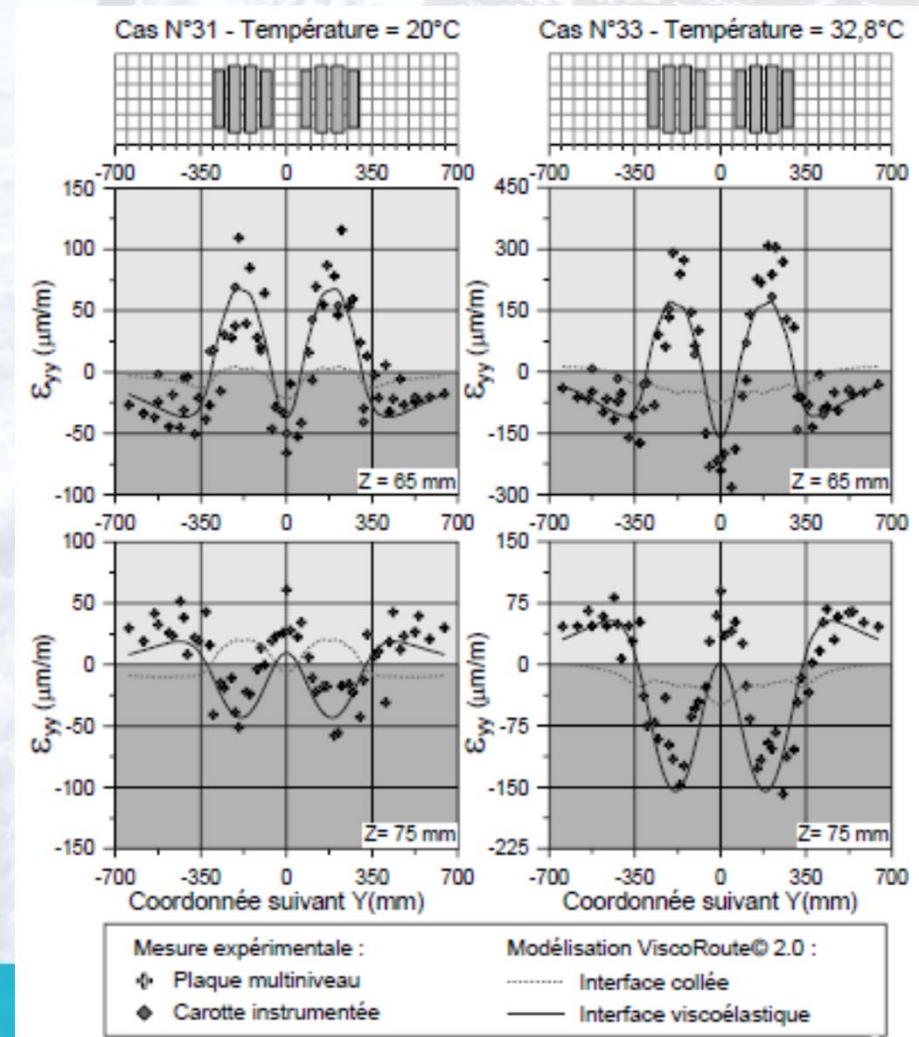
$$B = (4.3 \times 10^{-5} \sigma_d - 0.0002)(\text{RAP} + 5.41) - 0.056$$

for RAP ≥ 50%

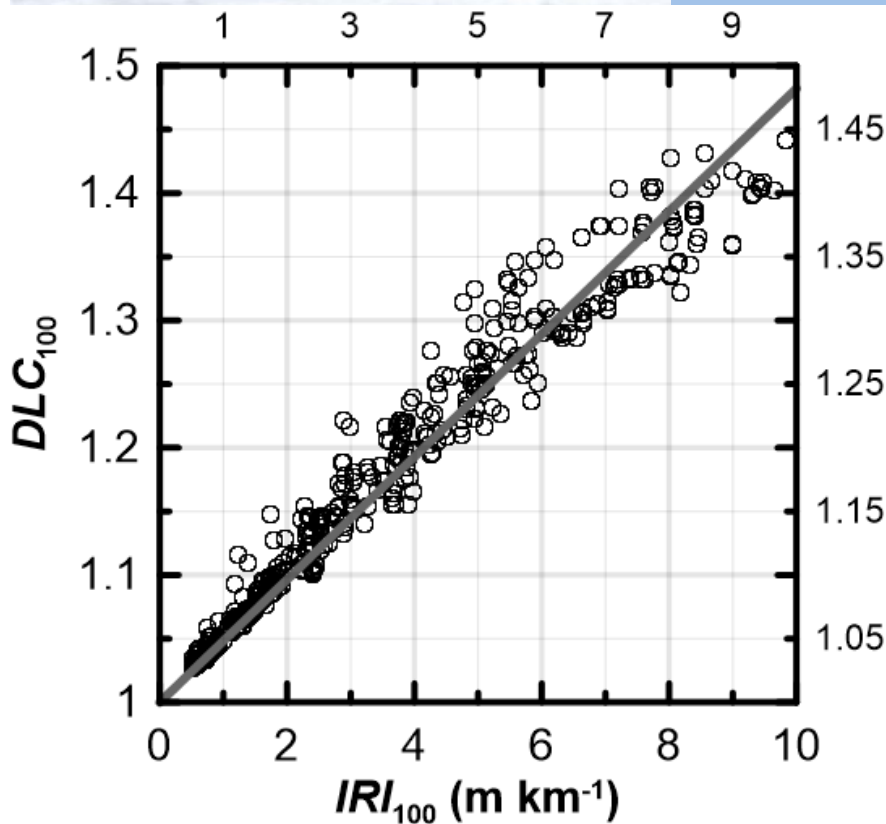


Example of products - Materials

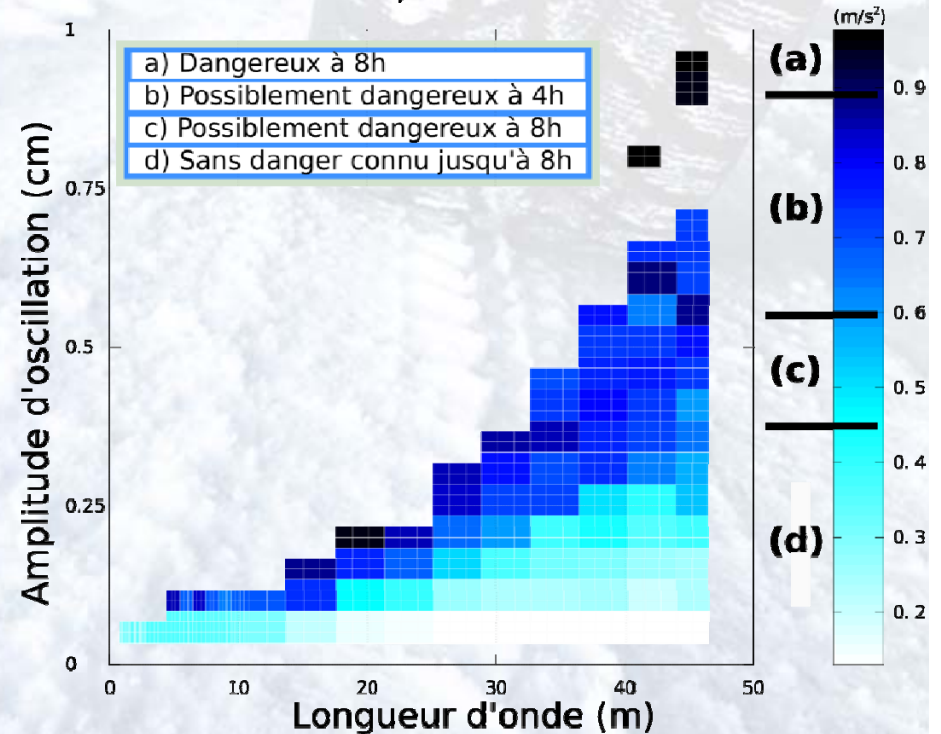
- New model for considering bonding between AC layers and its effect on pavement response



Example of products – Truck model



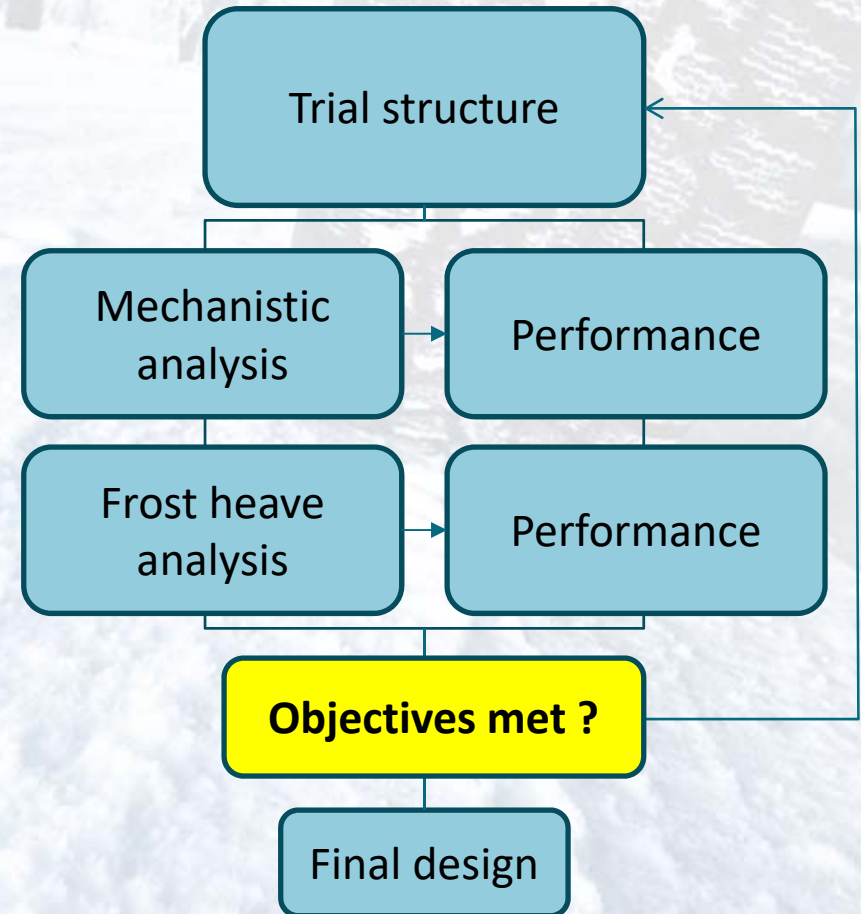

Santé du chauffeur, mesure conservatrice



Software i3C-me: T² platform

i3C-me : Mechanistic-empirical flexible pavement design software

Freeware (<https://i3c.qci.ulaval.ca/i3c-me/>)



i3C-me

- It is a ME flexible pavement design software (structural and frost protection)
- Fully editable databases (materials, vehicles, climate, ...)
- Includes research from UL and MTQ (and others ...)
- Seasonal damage analysis
- « Hybrid » software between Chaussée2 (MTQ) and MnPave
- Detailed user's manual

Sélection des paramètres des lois d'endommagement

Outils

Selectionner un modèle d'endommagement présent dans la base de donnée:

Modèle de fatigue

$$N_F = C \cdot K_{F1} \cdot \left(\frac{1}{\epsilon}\right)^{K_{F2}} \cdot \left(\frac{1}{E}\right)^{K_{F3}}$$

Module E en MPa
Déformation en m/m

Modèle de la base de donnée: Asphalt Institute

C 0.001135 K_{F1} 2.182 K_{F2} 3.291 K_{F3} 0.854

Données pour le calcul de K_{F1}: Teneur en vide (%) 3.6 Teneur en bitume (%) 11.4

Modèle de déformation permanente

$$N_R = C_R \cdot K_{R1} \cdot \epsilon_V^{K_{R2}}$$

Déformation en m/m

Modèle de la base de donnée: Huang (1993)

C_R 1 K_{R1} 1.077E-08 K_{R2} -4.483

VALIDER

Mise en place des conditions climatiques

Outils Aide

Entrée manuelle des températures Selectionner un climat parmi la base de données

L'analyse de l'endommagement est effectuée pour une année constituée de 5 saisons.

1- Entrer la durée respective de chaque saison
2- Entrer les températures du revêtement

Saison	Durée de la saison (en jours)	Température du revêtement	
		T° de l'enrobé (°C)	T° de l'air (°C)
Automne	45	13,08	8,42
Hiver	143	-4,01	-6,04
Début du printemps	12	3,96	0,7
Fin du printemps	45	13,65	8,9
Ete	120	24,52	18,10
Total	365		

Note : La T° de l'enrobé est calculée à 4 cm de profondeur. Cette profondeur de calcul est ajustée ultérieurement au 1/3 de l'épaisseur totale de la couche de revêtement bitumineux.

Enregistrer les conditions climatiques dans la base de donnée

Informations relatives aux données climatiques

Température annuelle (°C) : 5,74 - L'indice de gel calculé (degrés jours): 863,7
 - Écart type de l'indice de gel (degrés jours): 200

VALIDER LE MODULE



Questions / Contact / Comments / Problems

i3C-me@gci.ulaval.ca

Some topics studied in phase II

- Theme 1 - Analysis of profile data (diagnostic/decision tool) **(completed)**
- Theme 1 - ME low-volume roads design **(completed)**
- Theme 1 – Damage functions for fatigue cracking and structural rutting **(ongoing)**
- Theme 1 – Surface treatment and low-volume roads performance **(ongoing)**
- Theme 1 - Interpretation of the LWD data **(ongoing)**
- Theme 1 - Improvement of FDR (materials and construction quality) **(ongoing)**
- Theme 2 - Pavement strengthening in winter **(completed)**
- Theme 2 – Superheavy loads transportation **(ongoing)**
- Theme 3 - Thermal cracking: Mechanisms and solutions **(ongoing)**
- Theme 3 – Effect of frost heave on pavement service life **(completed)**

Each topic should find its way in i3C-me !



Program relies on a unique research facility and equipment

- Existing equipment



Increased research capacity with full scale heavy vehicle simulator and indoor test pit

- \$18M grant from CFI



Recent examples of R&D success



FPInnovations collaborative research leads to a Winter Weight Premium extension of 8 days in Alberta



This change will also result in more than \$2.0 million in savings for the forest sector annually alone. Other benefits include an estimated reduction in pavement maintenance costs of \$1.4 million annually and the operation of fewer trucks on the road for the same total volume (safer, reduced greenhouse gases). It will also benefit to other industries hauling heavy loads.

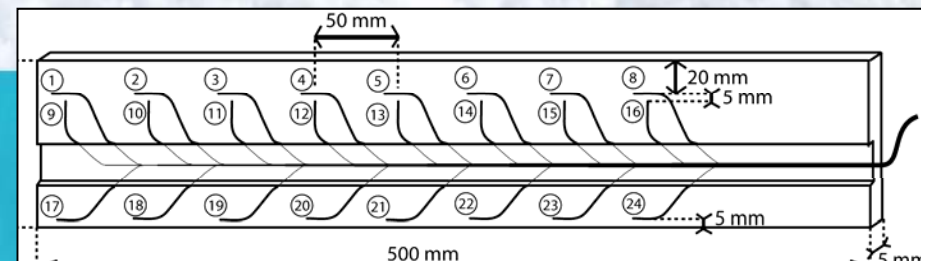

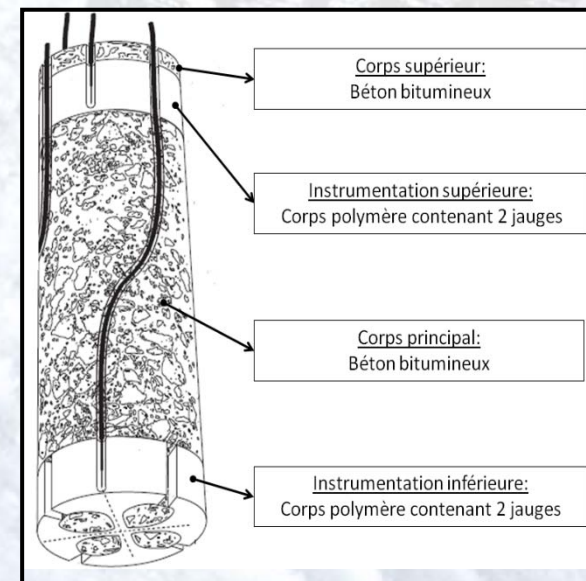
This win-win policy change is a result of several years of research and more importantly, collaboration between FPInnovations, Alberta Transportation, and Academia. "The key ingredients here were the identification of a true industry need and collaboration between all parties towards a science-based outcome with tangible benefits to our members and the forest sector", notes FPInnovations' Executive Vice-President Trevor Stuthridge.

FPInnovations teamed up with Laval University's industrial NSERC Chair on the interaction between Climate, Pavements and Loads (I3C Chair), led by Professor Guy Doré. In their state-of-the-art, full-scale loading simulator, Doré's team built a replicate of a typical Alberta pavement and applied a series of wheel loads. The fully instrumented pavement was entirely frozen and pavement responses were collected at different frost depths. The results corroborated and reinforced the preliminary findings from the advanced modelling conducted by FPInnovations.



Recent examples of R&D success

A State-of-the-art pavement instrumentation developed with OpSens is now part of their product catalog (with continuously increasing demand !)



Examples of spin-offs resulting from i3C Chair activities

- Development of a methodology to test granular materials for permanent deformation behaviour (MTQ)
- Effect of climate change on pavements (Ouranos)
- Pavement response during thawing (MTQ)
- Pavement response under aircraft loading (FAA)
- Use of foam glass in pavement engineering (Coop R&D)
- Effect of heavy vehicles loading on dam crest and core (HQ)
- And many more ...



Conclusion i3C

- Positive results from first phase
- Most of the products included in a new ME flexible pavement design software (free web download)
- Phase 2 ongoing
- Training of highly qualified personnel for present and future engineering challenges


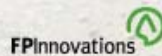




Chaire de recherche industrielle
du CRSNG sur l'interaction
charges lourdes-climat-chaussées

**THANK YOU TO OUR RESEARCH
PARTNERS**

Partenaires



LVM

DESSAU

